

# Bluewater Trader

( <http://www.bluewatertradingsolutions.com> )

Published 4/29/2022

## Signing Up

Register for a 14 day free trial.

### Platform Sign Up

---

#### Enter Registration Information

<b>First Name</b>	<b>Last Name</b>
<input type="text" value="Peter"/>	<input type="text" value="N"/>

**Address**

<b>City</b>	<b>State</b>	<b>Zip</b>	<b>Country</b>
<input type="text" value="city"/>	<input type="text" value="California"/>	<input type="text" value="12345"/>	<input type="text" value="USA"/>

<b>Email</b>	<b>Phone</b>
<input type="text" value="pn@mymail.com"/>	<input type="text" value="123 456 7890"/>

---

#### Enter User Information


<b>Select Username</b>	<b>Select PIN</b>	<b>Pricefeed Provider</b>
<input type="text" value="pnampfree3"/>	<input type="text" value="12345"/>	<input type="text" value="CQGWeb"/>

**NOTE:** Your temporary password will be sent to the email address you specified above. Please follow the instructions in the confirmation email to **ACTIVATE** your platform. Your platform **WILL NOT** work until it has been **ACTIVATED**.

---

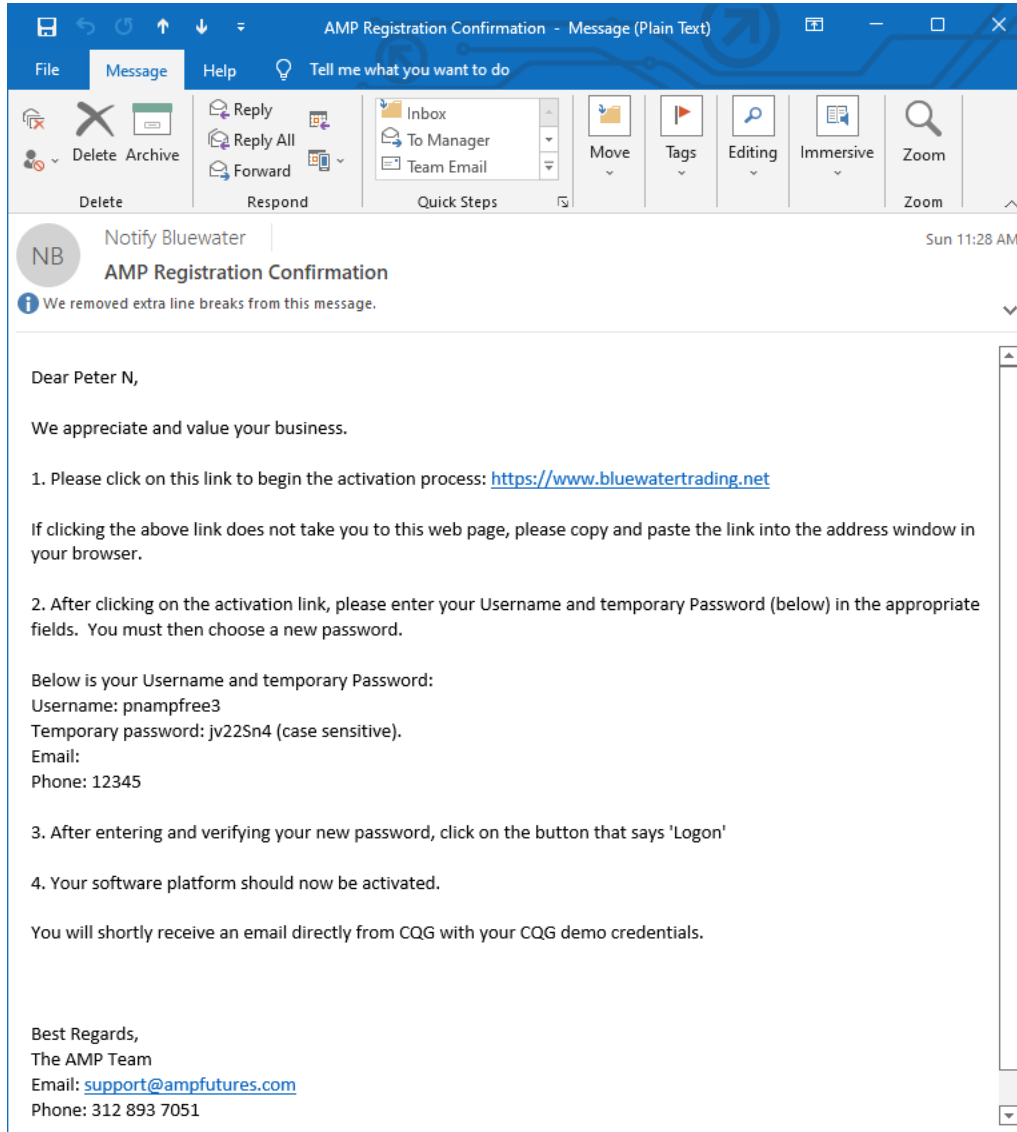
<div><p><b>Sign Up Now</b></p><p><b>14 Day Trial</b></p></div>	<p><a href="#">Read Subscriber License Agreement</a></p> <p><input checked="" type="checkbox"/> I Agree to the Subscriber License Agreement</p> <p><a href="#">Read Cancellation Policy</a></p> <p><input checked="" type="checkbox"/> I Agree to the Cancellation Policy</p> <p><a href="#">Read Privacy Policy</a></p>
--	--

---

<input checked="" type="checkbox"/> I'm not a robot	 reCAPTCHA Privacy - Terms
---	---

After successfully signing up on the registration page you should receive a “Registration Confirmation” email that contains your temporary Bluewater password and information how to activate the platform.

This email will come from [notify@bluewatertradingsolutions.com](mailto:notify@bluewatertradingsolutions.com) , if you don't see it check your spam folders.



In the "Register Confirmation" email there is a link to the Bluewater Customer Portal, <https://www.bluewatertrading.net>.

The first time you login to the Customer Portal the platform will be activated, here you can also manage your Bluewater subscription and download software. You can also change the password on the Customer Portal any time you login.

## My Platform

Home



### Login

User Name	Password	New Password	Repeat New Password
<input type="text" value="pnampfree3"/>	<input type="password" value="*****"/>	<input type="text"/>	<input type="text"/>

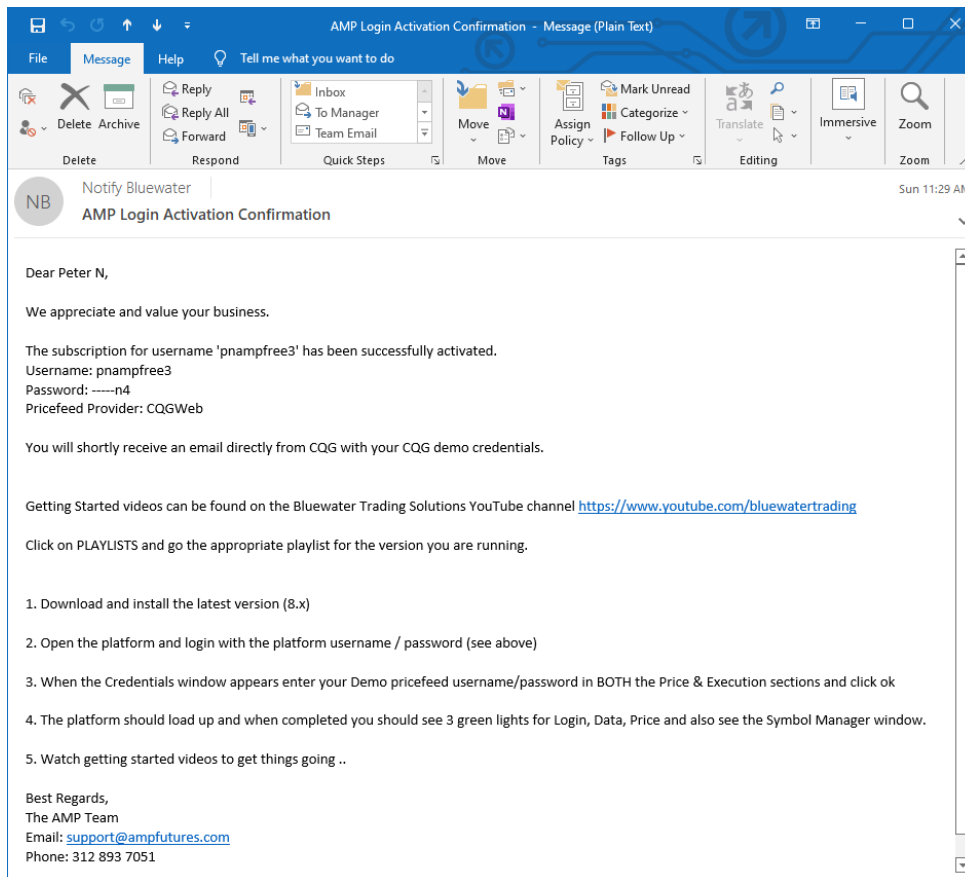
(Optional - if you want to change your password)

**Login**

---

 I'm not a robot  reCAPTCHA  
[Privacy](#) - [Terms](#)

Next step is to activate the platform by following the instructions in the “Registration Confirmation” and upon successful activation you should receive a “Login Activation Confirmation” email confirming the activation.



**NOTE:** unless you already have a live trading account setup, you need to start the live account opening process in parallel since you will need to replace the demo username and password after the trial period ends.

## Download and Install platform

In the Bluewater Customer Portal, <https://www.bluewatertrading.net>, you can download the latest software version, the link is at the bottom right of the page and you should be downloading the "Bluewater Trader" version. In the screen shot below the link is labeled "Bluewater Trader 8.2.7 (Live Account Required)".

Please note that instead of a live account you will be using your demo credentials during the trial period.

There are also additional videos available on our YouTube channel. To get there click on the link labeled "Click Here for 8.xx (x64 bit) Getting Started Videos"

### My Platform, welcome pnampfree3 - user is Active

Home	Update Info	Add/Remove Features	Re-Activate	Cancel	Trades	Logout
------	-------------	---------------------	-------------	--------	--------	--------

Customer Information		Permissions			
Property	Value	Permission	StartDate	EndDate	Price
Name, Created:	Peter N - 4/24/2022	<a href="#">Free Version</a>	4/24/2022		\$0.00
Status:	ACTIVE	<a href="#">CME</a>	4/24/2022		\$0.00
Address:	address	<u>Monthly Recurring Charge: \$0.00</u>			
City, State, Zip, Country:	city, California, 12345 USA				
Phone:	12345				
Email:					

Notifications			Downloads	
Type	Date	Message	Download Name	Publish Date
			<a href="#">Bluewater Trader 8.2.7 (Live Account Required)</a>	3/23/2022
			<a href="#">Click here for Release Notes for 8.xx (x64 bit) version</a>	
			<a href="#">Click here to Email me my PIN code and password</a>	
			<a href="#">Click here to Email Support</a>	
			<a href="#">Click here for 8.xx (x64 bit) Getting Started Videos</a>	

**Documentation**

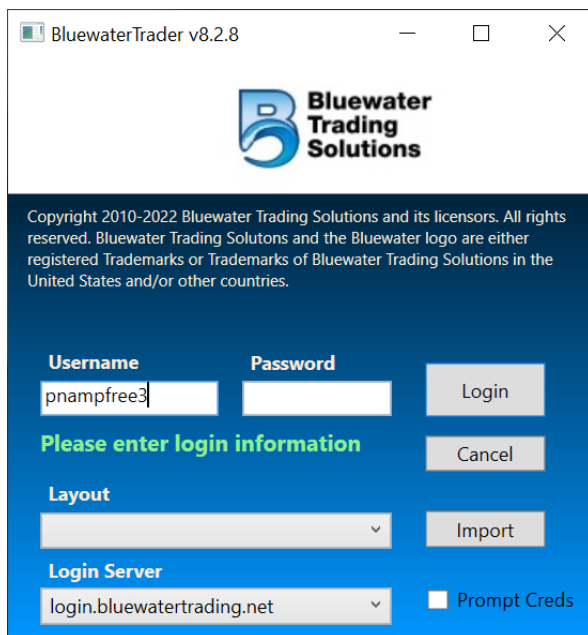
After you have installed the platform you should see two new icons on your desktop.

The “Bluewater Remote Support” is used to do remote support sessions to help troubleshoot customer problems.

**NOTE:** Live support is only available for paid subscriptions. Free platform users are limited support through email, [support@bluewatertradingsolutions.com](mailto:support@bluewatertradingsolutions.com) .



Start the platform by double clicking on the blue “B” and the login screen should appear.



Enter your Bluewater username and password and then click on the “Login” button. After successful login the “Credentials” screen will appear.

If you selected “CQGWeb” as your demo price feed you should also get a separate email directly from [CQGTrader@cqg.com](mailto:CQGTrader@cqg.com) titled “Demo Login Credentials” with your CQG demo username and password that should be used instead of a live account during your 14 day trial period. If you don’t see this email check you spam folders.

You should enter the demo account username and password under “Price” and “Execution” sections highlighted in red. After the initial setup the platform will automatically use this information to try and login to the live account when you open the platform.

Credentials

<b>1. Info</b>	
1. Pricefeed	CQGWeb
2. Backend	Simulation
3. Log in Successful	<input checked="" type="checkbox"/>
Revision	8.2.8
<b>2. Login</b>	
1. UserName	pnampfree3
2. Password	••••••
3. Server	login.bluewatertrading.net
4. Port	10099
<b>3. Price</b>	
1. UserName	demo896550
2. Password	••••••
3. Server	wss://demoapi.cqg.com
4. Port	10101
5. Use Local	<input type="checkbox"/>
<b>4. Execution</b>	
1. UserName	demo896550
2. Password	••••••
3. Server	demo.cqgtrader.com
4. Port	6912
5. Use SSL	<input checked="" type="checkbox"/>
6. Is Live	<input checked="" type="checkbox"/>
7. Firm	

OK Cancel

Demo Login Credentials - Message (Plain Text)

File Message Help Tell me what you want to do

Delete Archive Reply Reply All Forward Quick Steps Move Tags Editing Immersive Zoom

C CQGTrader@cqg.com Sun 10:02 AM

**Demo Login Credentials**

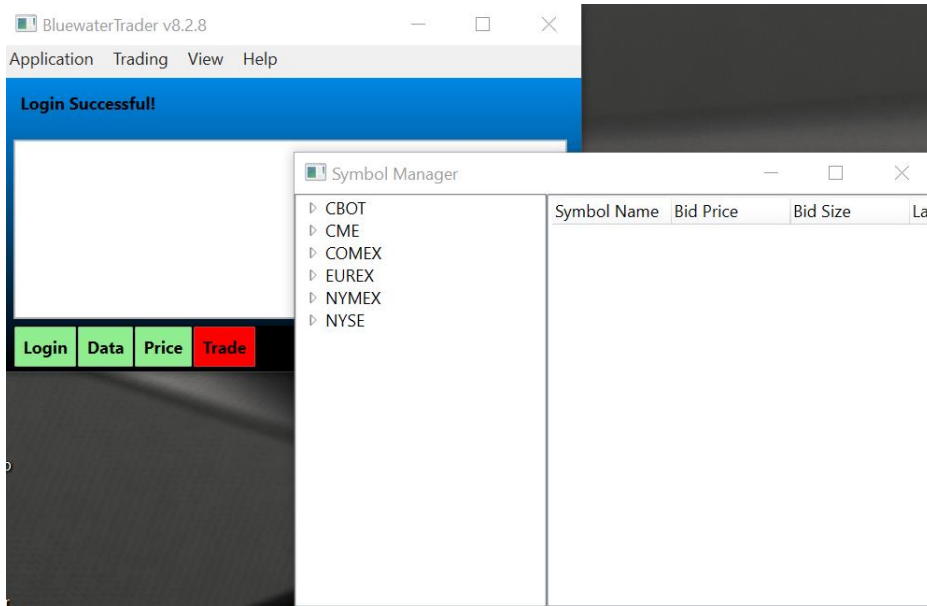
Thank you for your interest in Bluewater Trading Solutions trading platform integrated with CQG!

This message contains the information that you will need in order to test drive the platform.

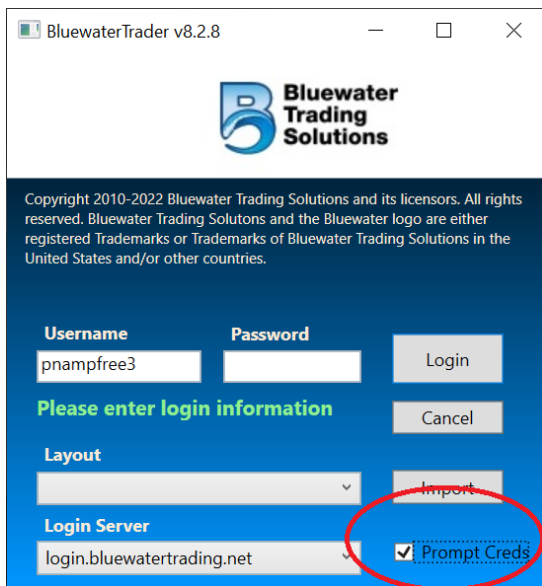
Here is your logon information:

Username: demo896550  
Password: 7!ce!FP3  
(username & password are case sensitive)

On successful login you should see the following appear and you are now ready to start using the platform.



If the initial attempt to enter your demo credentials failed and you need to update the username and password you need to re-login with the "Prompt Creds" checked to force the "Credentials" screen to appear, so you can update the info, before the platform tries to use it.





## End of Trial period

Finally if you decide to continue with the platform after the trial period has expired you need to email [support@bluewatertradingsolutions.com](mailto:support@bluewatertradingsolutions.com) with that request and what backend your live account is setup on so we can re-point the platform.

Once your Bluewater username has been re-pointed to a live backend you need to update the live account login information by checking “Prompt Creds” before you login and then updating the username and password under the “Price” and “Execution” sections with your live account credentials.

BluewaterTrader v8.2.8

**Bluewater Trading Solutions**

Copyright 2010-2022 Bluewater Trading Solutions and its licensors. All rights reserved. Bluewater Trading Solutions and the Bluewater logo are either registered Trademarks or Trademarks of Bluewater Trading Solutions in the United States and/or other countries.

Username: pnampfree3 Password: [ ] Login Cancel

Please enter login information

Layout: [ ] Import

Login Server: login.bluewatertrading.net  Prompt Creds

Credentials

**1. Info**

- 1. Pricefeed: CQGWeb
- 2. Backend: CQG
- 3. Log in Successful:
- Revision: 8.2.8

**2. Login**

- 1. UserName: BluewaterUserName
- 2. Password: [ ]
- 3. Server: login.bluewatertrading.net
- 4. Port: 10099

**3. Price**

- 1. UserName: MyLiveUserName
- 2. Password: [ ]
- 3. Server: wss://api.cqg.com
- 4. Port: 10101
- 5. Use Local:

**4. Execution**

- 1. UserName: MyLiveUserName
- 2. Password: [ ]
- 3. Server: www.cqgtrader.com
- 4. Port: 6912
- 5. Use SSL:
- 6. Is Live:
- 7. Firm: [ ]

**5. Data**

OK Cancel

**NOTE:** Free platform users are limited to email support: [support@bluewatertradingsolutions.com](mailto:support@bluewatertradingsolutions.com)

Check [www.bluewatertradingsolutions.com](http://www.bluewatertradingsolutions.com) for info about paid subscription options.